

Shikaku – Pack 20

Puzzle 1 (10×10)

		3	3						
	3			15					
						4		10	
8									
			20						
				10			6		
						18			

Puzzle 2 (10×10)

					10				
	2							3	
6									3
			9		8				
		3						9	
			8						
							3		
5	12								
					10				
								9	

Puzzle 3 (10×10)

		6				12			
			2						
			16						
				20					
								4	
4	4		8	20					
	4								

Puzzle 4 (10×10)

						20			
					16				
			4						
12									
								8	8
			4						
		12	4		12				

Shikaku – Pack 20

Puzzle 5 (10×10)

			4						
	9								
						20			
	4	2	6						
	3			12					
3	2								
						2	4		
		4				3			
3			16						3

Puzzle 6 (10×10)

									9
10									
	12			6					
			18					3	
			2						
							18		
		6	12						
4									

Puzzle 7 (10×10)

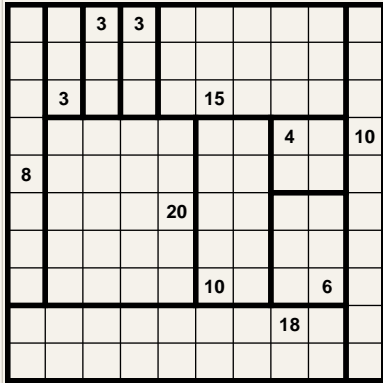
						5			
					4	3			
6	12			3	2				
			5	8				12	
	6			3					
2					9				
		4	4				12		

Puzzle 8 (10×10)

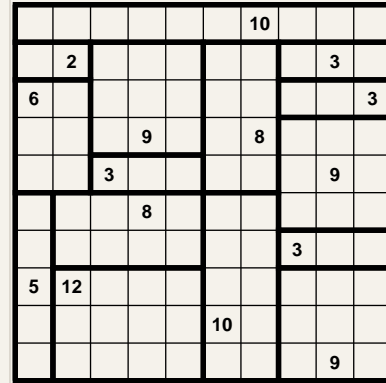
	12						4		
							2		6
2	2		4						12
				12					
20									
								6	
							16		2

Answer Key

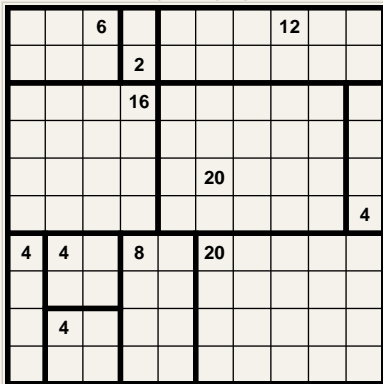
Puzzle 1



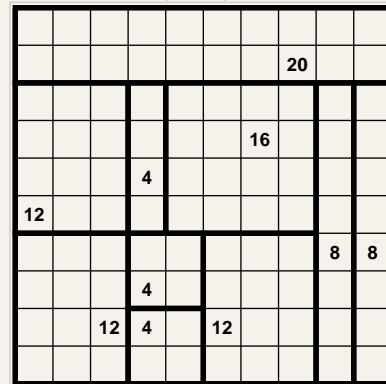
Puzzle 2



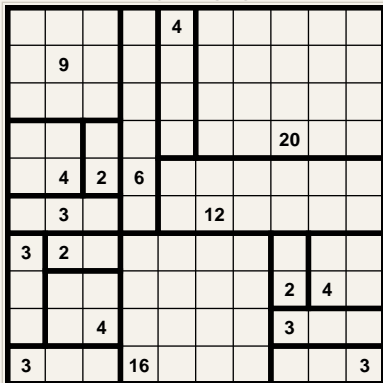
Puzzle 3



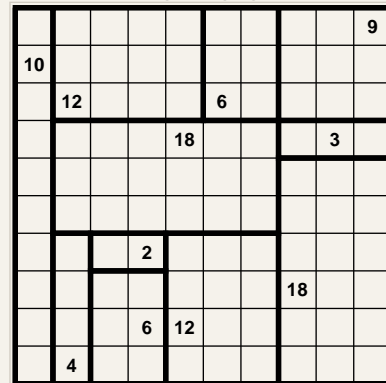
Puzzle 4



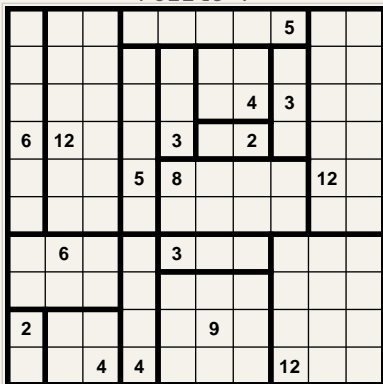
Puzzle 5



Puzzle 6



Puzzle 7



Puzzle 8

