

Shikaku – Pack 16

Puzzle 1 (10×10)

			20						
								4	
			18					10	
			5						
				5					
	8								
4				6					
			2		16			2	

Puzzle 2 (10×10)

			10			3			
			16			6			
						4		12	
			4						5
	8					6			
4				12		3			
							3		4

Puzzle 3 (10×10)

	7								
			16			3			
				4		2			9
								4	
						3			2
			4			5			6
					12				
	10	4						9	

Puzzle 4 (10×10)

2			6						12
	4			4					
					2				
							20		
6			18						
12									
							4		
3									7

Shikaku – Pack 16

Puzzle 5 (10×10)

					3				
							4	5	
							2		
		20							
					6				
							5		
20					12			5	
	5								
		5	8						

Puzzle 6 (10×10)

			10						
				3					
	6							12	
6									
						15			
			4	4					
20									15
						5			

Puzzle 7 (10×10)

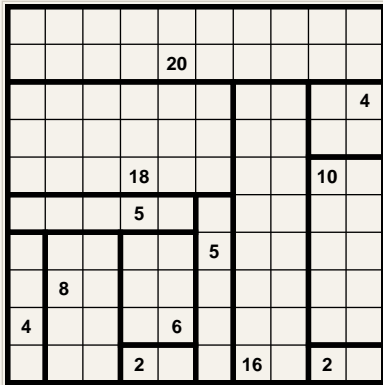
									5
12									
3	10						20		
								3	
			20					9	
5									
				10	3				

Puzzle 8 (10×10)

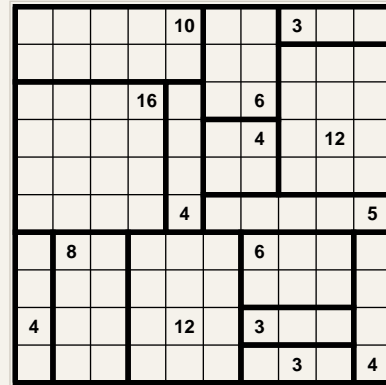
10						4	6		
12		20						6	
									2
						4			6
					4	4			
20									
								2	

# Answer Key

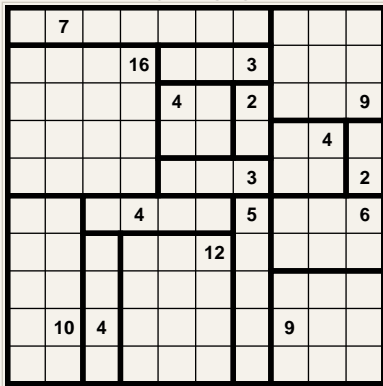
Puzzle 1



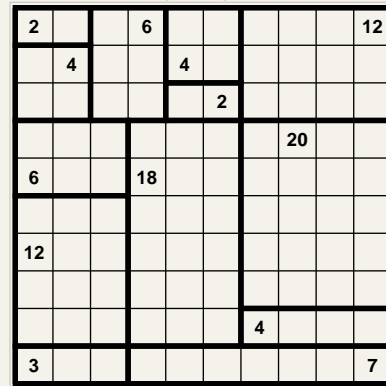
Puzzle 2



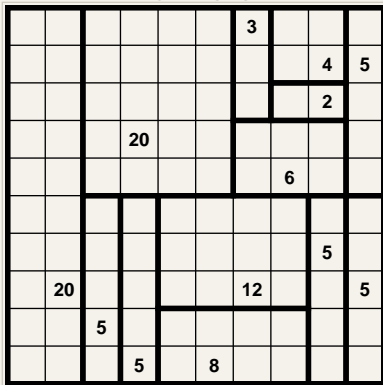
Puzzle 3



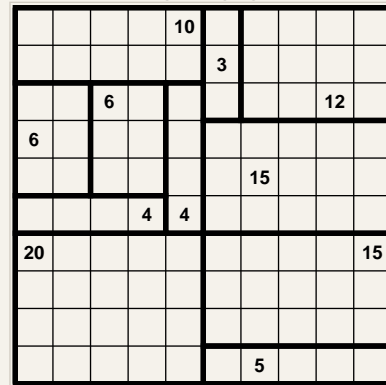
Puzzle 4



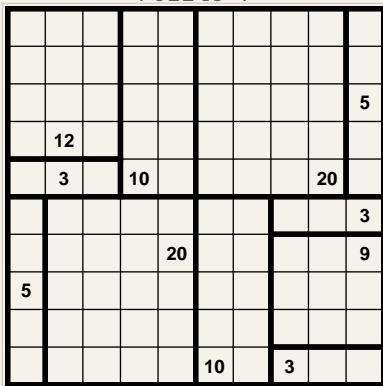
Puzzle 5



Puzzle 6



Puzzle 7



Puzzle 8

