

Shikaku – Pack 27

Puzzle 5 (12×12)

	8										
				14							
										18	
16											
					24						
4											
2			6			3		4			
				5			3				
						3					
	12				6						16

Puzzle 6 (12×12)

						20					
	12									8	
		20									
					15		20				
											9
				4							
9					3			2	3		9
							4				
						6					

Puzzle 7 (12×12)

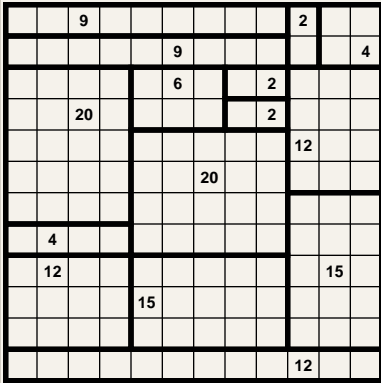
										24	
						20					
			10								
18											
			6		3						
6						4					
		5			2						18
				4	2			6			
						4					
6				6							

Puzzle 8 (12×12)

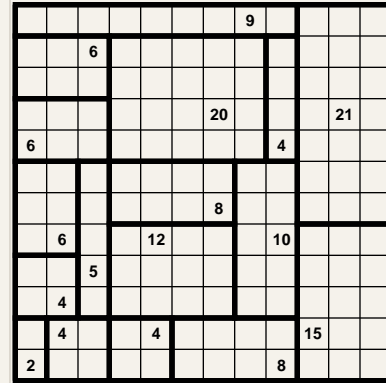
						24					
								6		6	
20						4					
										6	
										4	4
							6				
					8					12	
						20					

Answer Key

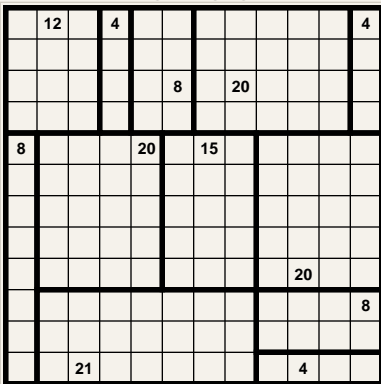
Puzzle 1



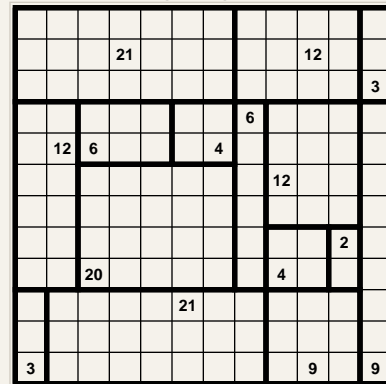
Puzzle 2



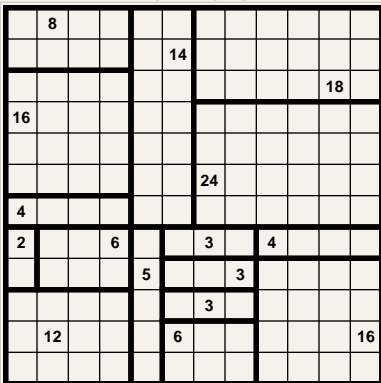
Puzzle 3



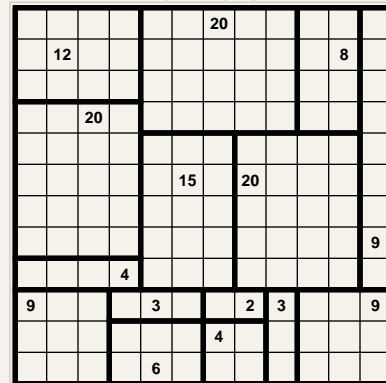
Puzzle 4




Puzzle 5



Puzzle 6



Puzzle 7



Puzzle 8

