

Shikaku – Pack 19

Puzzle 1 (12x12)

			9							2	
9											
										6	
			24								
	20										
				4		4					
				2	2	2			6		
			4					8			
					2					4	
	18										
							12			6	

Puzzle 2 (12x12)

							12				
			6						6		
										4	
10				5				12			
			9						2		
						6					
							12				
		20	6					6			
									2	6	
10									2	2	
							6				

Puzzle 3 (12x12)

				2							
	20						20				
			4								
			2								
				7						2	
			4						4		
	12										
										18	
2				24							
4	3					16					

Puzzle 4 (12x12)

5											
	16										
				4	12					12	
			4								
				4							
2			8					16			
										8	
					8						4
	20		5			9					
										3	
							4				

Shikaku – Pack 19

Puzzle 5 (12x12)

	4										2
						16					
3	2				6						
	3		4					4			
								4			
				18	2	4					
					4	6					
		24									
								4	16		
								9			
			9								

Puzzle 6 (12x12)

				16							
											12
	24										
							8		4		
		20								4	
							7		12		
						18					
	4							8			
							7				

Puzzle 7 (12x12)

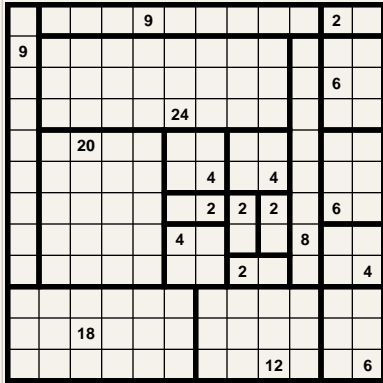
						8	2			4	
24											
			7	12							
									15		
						8					
24											
					3						
				4					10		
			5	3	6		4				
					5						

Puzzle 8 (12x12)

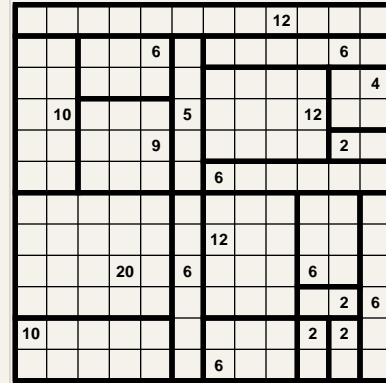
	5						4				
					5				12		
					8						
			12								
										9	
	9										
				10					20		
				5							
	6										
			3					24			
12											

Answer Key

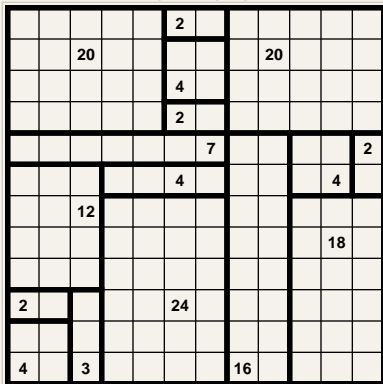
Puzzle 1



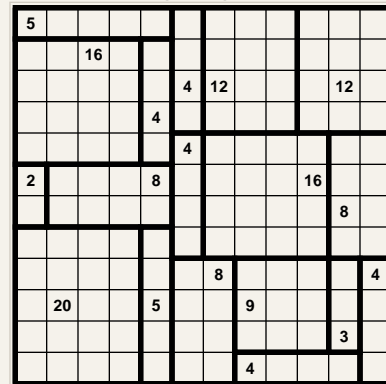
Puzzle 2



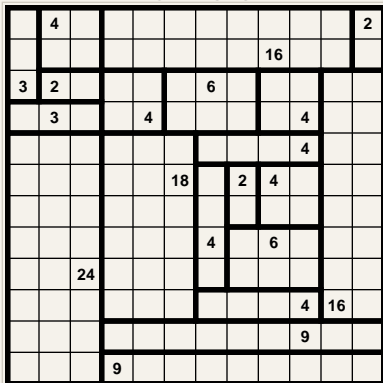
Puzzle 3



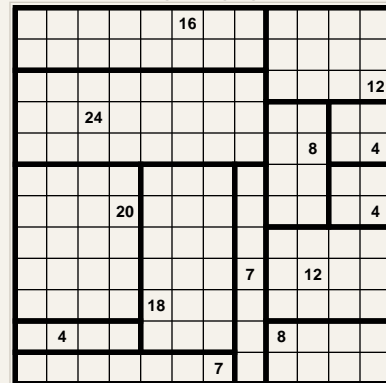
Puzzle 4



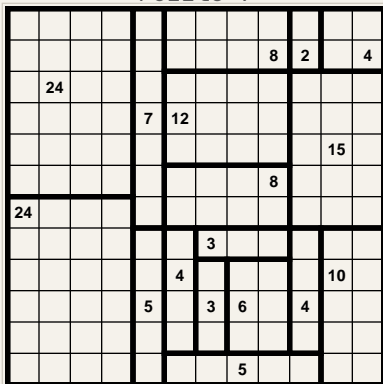
Puzzle 5



Puzzle 6



Puzzle 7



Puzzle 8

