

Shikaku – Pack 17

Puzzle 1 (12×12)

		12									
			9		8					4	
				6					12		
					2						3
		3	6								
6						4	9				
3								16			
		12									8
			12								
							9				

Puzzle 2 (12×12)

6	4			6							
			6								
				20							
										20	
							5				5
								3			
		12		6				15			
18											18

Puzzle 3 (12×12)

			10								6
		24									
										2	
									4		
			6								
		4	2		16						
	24										
6											
								24		16	

Puzzle 4 (12×12)

				24					3	6	
								12			
			3	15							
	24										12
											3
											3
			5		12					9	
				8			5				

Shikaku – Pack 17

Puzzle 5 (12×12)

	4		4								14
			2								
	3					4		3			
	3		6				8		2		
			4								3
					12				4		
9		3									3
						15				3	
	6										
	8								9		
						9			3		

Puzzle 6 (12×12)

	10										2
						20					
										4	
					18					4	
		16									2
					15				3		
20											12
						18					

Puzzle 7 (12×12)


2			6	4							
						4		20			
	6			6							
		2									
4				9					18		
3											
					6		3		3		6
3			15				4				
							2	3			3
		6					6				

Puzzle 8 (12×12)

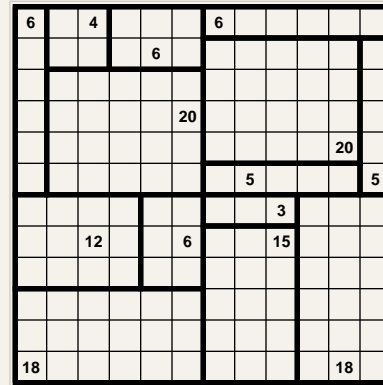
				2		6					
				4						16	
	16										
					4						
						6					
					12						
						20					
20											
										12	
									10		
						16					

Answer Key

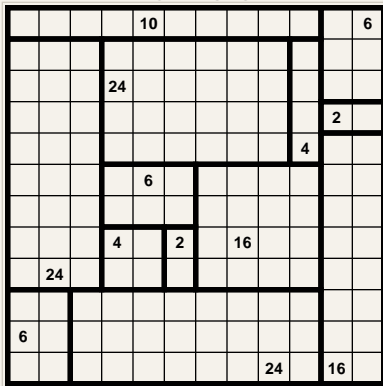
Puzzle 1



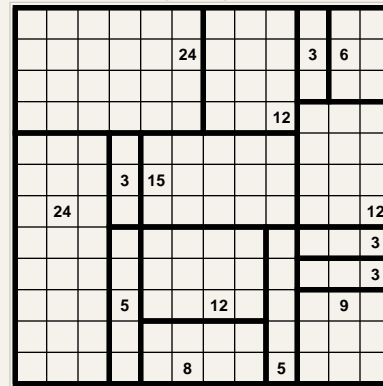
Puzzle 2




Puzzle 3



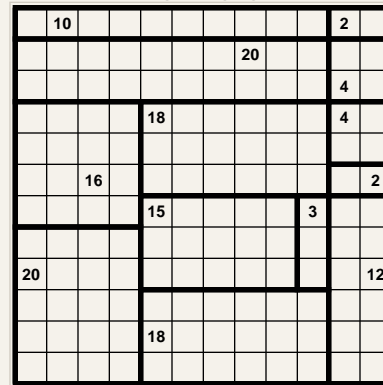
Puzzle 4




Puzzle 5



Puzzle 6



Puzzle 7



Puzzle 8

