

Shikaku – Pack 11

Puzzle 1 (12×12)

			3	3							3
2		4			3	3	12				
	3										
			6								
							10				
12									6		
											5
								9			
						12			6		
	24								6		
						12					

Puzzle 2 (12×12)

							12				
	6						2				
				6						8	
		6			4		8		6		
	6		2	2							
				4	4						
		2						2			
4						15					
			3							14	
4									15		
	3	6									

Puzzle 3 (12×12)

			8					4			
								2	4		
9			3					2			
				12					2	2	
4								4			
										3	
	20						4	3		6	
						24					
										3	
						16					
										9	

Puzzle 4 (12×12)

		4									8
3			3								
	2		4		16						
3					12			20			6
			9								
		6								2	
			2				8				
4						6					
	8				6					9	3

Shikaku – Pack 11

Puzzle 5 (12×12)

					24						
	9			6	12					6	
									12		
4											
								15			
					16						
	24			4						6	
											6

Puzzle 6 (12×12)

		3									6
2	2			4			8				
										6	
	2	3				24					
3											
	3		6								
				18				8			
											6
		24									
									6	3	3
											4

Puzzle 7 (12×12)

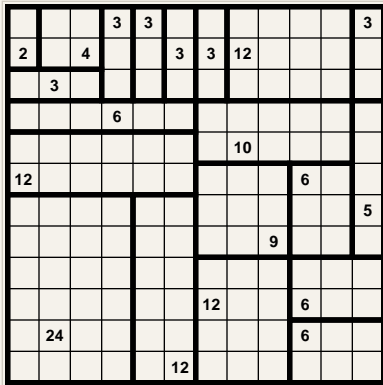
	2				8						3
	4						5				
		5	12								
	4								12		9
2											
6											
				8		24					
		4									
3								21			
		2									6
4											

Puzzle 8 (12×12)


5											5
				5							
	8				12			6		6	
12									9		4
								2	2		
											6
	18								20		
				24							

Answer Key

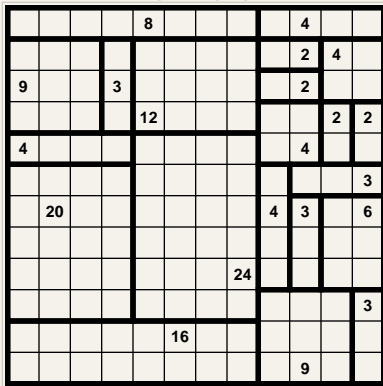
Puzzle 1




Puzzle 2



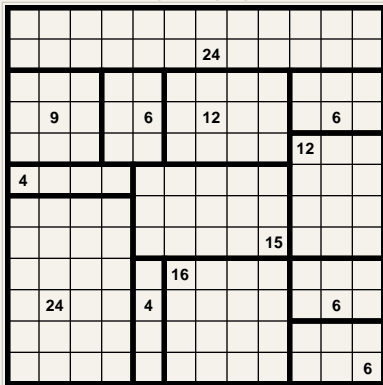
Puzzle 3



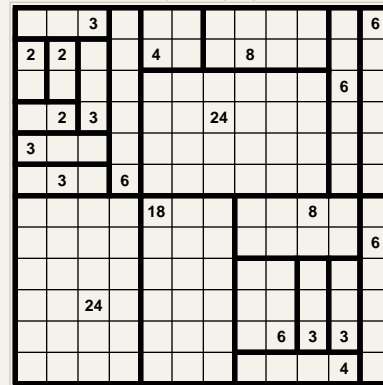
Puzzle 4



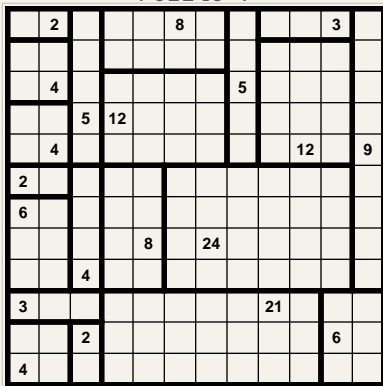
Puzzle 5



Puzzle 6



Puzzle 7



Puzzle 8

