

Shikaku – Pack 9

Puzzle 1 (12x12)

	24										
								12			
					15						
										3	
				18							3
8										15	
					18						
	20										
2											6

Puzzle 2 (12x12)

2			6							3	
								8			
									6		
				5	2	4		3			
	12						3				6
				15						8	
					3					6	
										3	3
6				12			12				8
	6						2				

Puzzle 3 (12x12)

	12										
2			8			4					
2							2	4			2
	12										
								15			
8											6
		12		10			15				
						3					
					2						
2			8								15

Puzzle 4 (12x12)

9											
						24					
	9										
				15					6		
											12
				12							9
				12							
									3		
										3	
	4								6		
2								3			3

Shikaku – Pack 9

Puzzle 5 (12×12)

							18				
			24								
18											
							12				
						8			4		
					4				3		
						6					
5			3		6				6		
				3							
10				4	10						

Puzzle 6 (12×12)

6											
	6					24					
				16							
	4			5						24	
			5				6				
8											
											6
			20					6			
							8				

Puzzle 7 (12×12)

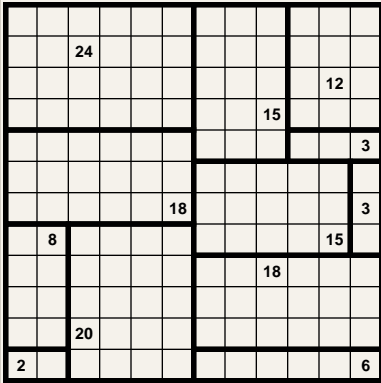
			10			20			12		
										6	
	10										
6											
	2			6							
6											
	8								24		
		16									
						18					

Puzzle 8 (12×12)


									12		
	6					9					
8											
						3					
					24						
18											16
											2
										4	
								12			
					24					4	2

Answer Key

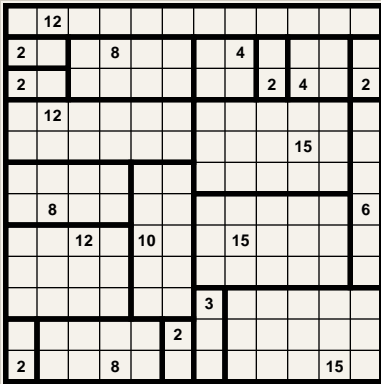
Puzzle 1



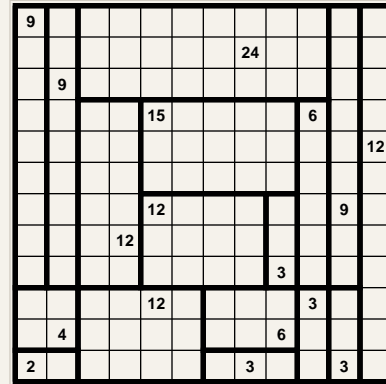
Puzzle 2



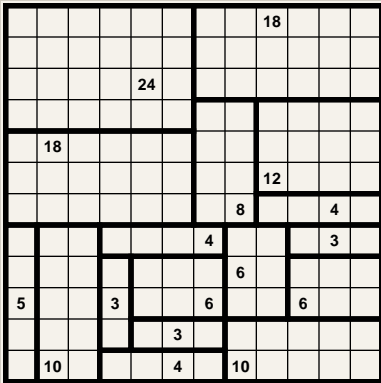
Puzzle 3



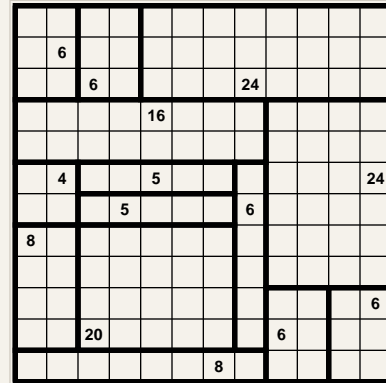
Puzzle 4



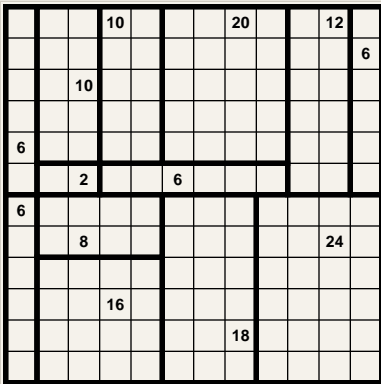
Puzzle 5



Puzzle 6



Puzzle 7



Puzzle 8

