

Shikaku – Pack 5

Puzzle 1 (12×12)

10			8					10		2	
				8							
			4			10					
			4							20	
					2						
18											
											4
							20				
					12					6	
					6						

Puzzle 2 (12×12)

			18								
						24					
15											
			6			8				2	
						6				4	
									3		
						3			3	4	
						4					
							4		8		
					24				6		
											2

Puzzle 3 (12×12)

				5				20			
4	2										
			8								
						12					
										16	
21											
					20						
			4			3					
					4					15	
3	2		3		2						

Puzzle 4 (12×12)

										12	
9											
								21			
			6			2				8	
							4				2
					6						
			10								
						20					
8								24		12	

Shikaku – Pack 5

Puzzle 5 (12×12)

			6			4					
				2							
										24	
				16							
	24										
			12								
						8					
		6	4								
4										20	
	2		4			8					

Puzzle 6 (12×12)

12								16			
					18						
		18									
									8		
									8		
							10				
	18									2	2
			20					4			
										8	

Puzzle 7 (12×12)


							5				
					4					5	
	24										
				14							
								20			
6	2										
			10								15
						3					
			12	3			6				
			4	2							4
							5				

Puzzle 8 (12×12)

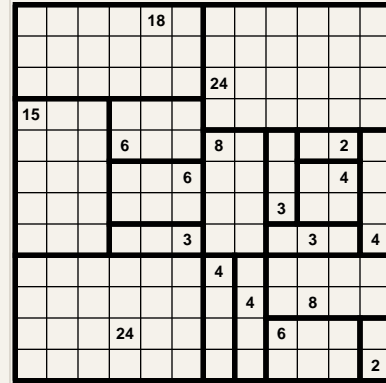
16											
					24						
6									20		
										4	
					10					4	
6							2				
						3					
			4								20
					6			4			
12						3					

Answer Key

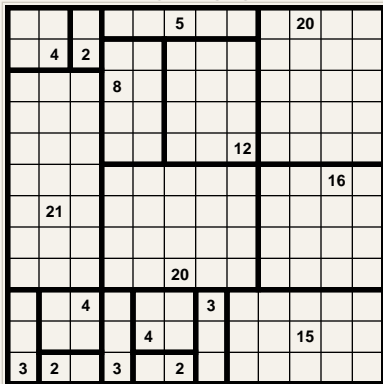
Puzzle 1



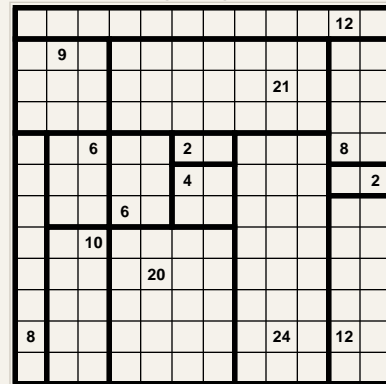
Puzzle 2



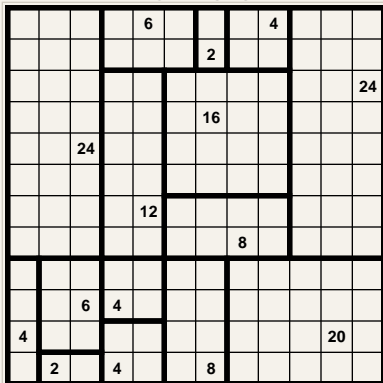
Puzzle 3



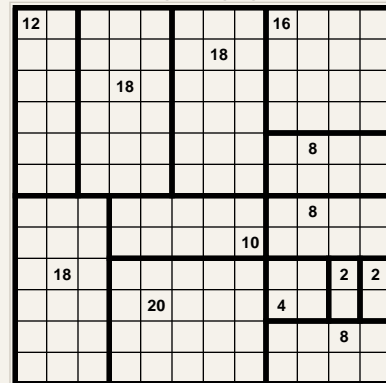
Puzzle 4



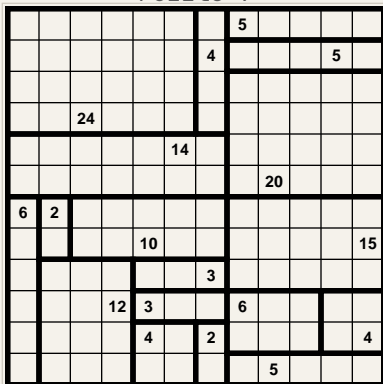
Puzzle 5



Puzzle 6



Puzzle 7



Puzzle 8

