

Shikaku – Pack 4

Puzzle 1 (12×12)

			18								
									8		
18											
							16				
				8						4	
			9								
24											
									20	5	
				6	3		5				

Puzzle 2 (12×12)

										3	
12							20		6		
											2
3		10						4			
				12			6				
								2	2		
							24				
	7									7	
										10	
14											

Puzzle 3 (12×12)

	15										
			4	4				6			
					12						
										6	
							20				
	20		4								
2	8										
			8								
	12				4						
3							16				

Puzzle 4 (12×12)

			2								
		8						12			
		14				4					
								8		12	
	12				12					4	
								12			
						2		4			
8		16								8	
								3			
							3				

Shikaku – Pack 4

Puzzle 5 (12×12)

12											
	4		4	6							
			2								
		4			12					12	
						6					
										4	
	20				12						
											20
			20							6	

Puzzle 6 (12×12)

	4					6					
12					8						
									6	7	
		8							4		
						16	2				
	2	4				3					7
				20				20			
			5								
	10										

Puzzle 7 (12×12)

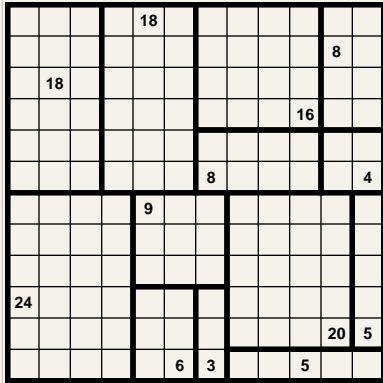
2	10							12			
					18				6		
						8					
		4		4							
	2										
		4	3								
				3							
8				12						24	
							24				

Puzzle 8 (12×12)

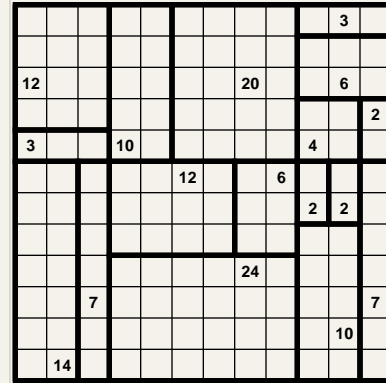
				6							2
			3			20					
		12									
			4	5					8		
6						4				2	
			6			3					
						3					
		8									
								16			
						12					6
6	4								8		

Answer Key

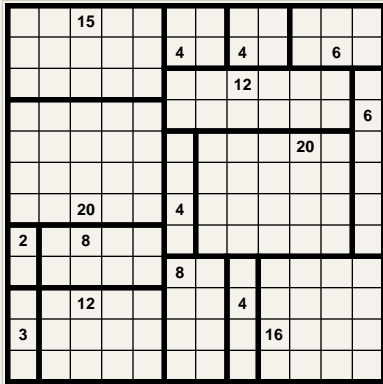
Puzzle 1



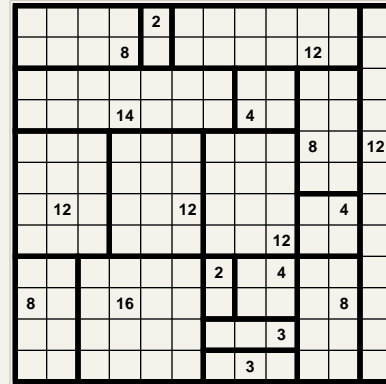
Puzzle 2



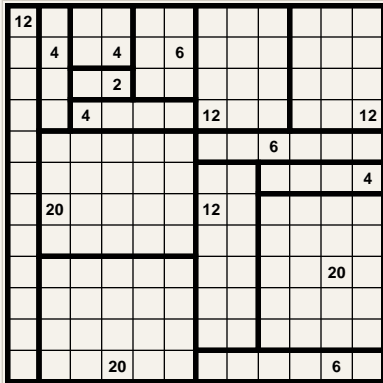
Puzzle 3




Puzzle 4



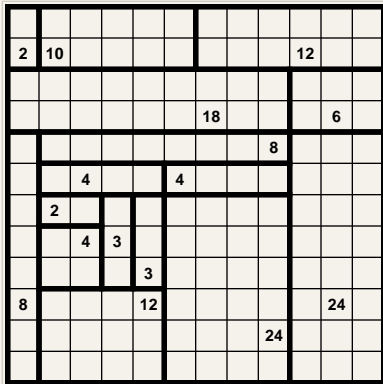
Puzzle 5



Puzzle 6



Puzzle 7



Puzzle 8

