

Shikaku – Pack 27

Puzzle 5 (15×15)

		25												
			5			12								
				4		4		4						
						9								
		6					3						18	
										21				
3			15		6									
											3			
6							3				4			
	3					3	2					3		
				18										
		9	10									18		
				2										6

Puzzle 6 (15×15)

													3	
30													3	
													3	
								30						
														6
										15				
6								3						
				15									3	3
			6					4						
24														20
										8				
							7			2				
2	4					6							8	
										10	4			

Puzzle 7 (15×15)

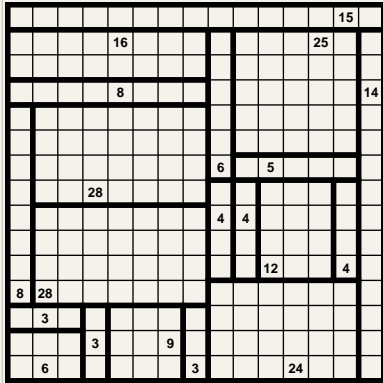
				20										
3				27										
	7							30						
		12												
			6					30						
								4						
			2										16	
				14									25	
				15										
			10	4										

Puzzle 8 (15×15)


										15				
		24								7				
													2	
										15		4		
21												2		
												4		
								16	4					
									7		16		2	
			9			3								
										30				5
				20		9								
						3				7				

Answer Key


Puzzle 1




Puzzle 2



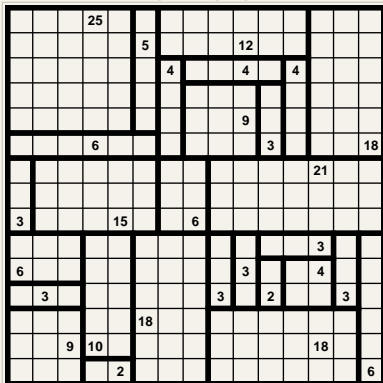
Puzzle 3




Puzzle 4



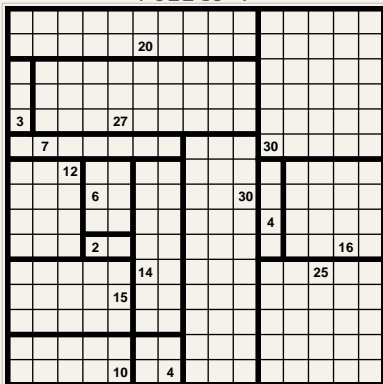
Puzzle 5



Puzzle 6



Puzzle 7



Puzzle 8

