

Shikaku – Pack 9

Puzzle 5 (15×15)

			2						4					
				4			8			2				
			4	2				3					11	
					12							9		
	10		3											
						2	4	2	3					
15														
								8						
				30	12	8								
	11													
			3											
	8				3		8							
		4	4	2									9	
					4	6	2	3						

Puzzle 6 (15×15)

				3		4								
	6	6			12	16								5
			8									15		
2					3								3	
							15							
	4	3			9	3								
			7											7
										28				
						18	3							
24														21

Puzzle 7 (15×15)


3				4					4	2				
4														4
		2				15								
	3		4						6					
		4		16						4				
		12	9				2							
					3						12			
					4		2						6	
					4			2						
						6					12			
	15										6			
								6						
6							2							
									8	4				
			3	24		2								

Puzzle 8 (15×15)


		5									7			
										3	3			
													6	
12														
15														2
			25						15	6				
		5						3	4					
						4				15				
							6		6					
3								3						
3						12								
	3												12	2
3						24								
														9
		6	3											

Answer Key


Puzzle 1



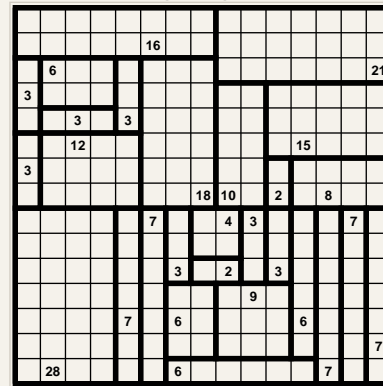
Puzzle 2




Puzzle 3




Puzzle 4




Puzzle 5



Puzzle 6



Puzzle 7



Puzzle 8

