

# Shikaku – Pack 5

Puzzle 1 (15×15)

														27
			9											
	3													
	3				21		9							
							15							
	8			20										
			5											
30		2			2								24	
				6									25	
			5											
					11									

Puzzle 2 (15×15)

			2				10							
		4											4	
		6		5			8				9			2
4					2									20
		4							16					
20				4										
													25	
							5							
								30						
12														
					3			24						3
					3									

Puzzle 3 (15×15)

	20		4											
					20	6								
											16			
	12											4		
							7							
		21								20				
					3	6								24
10			15	3										2
							8							2
								20						2

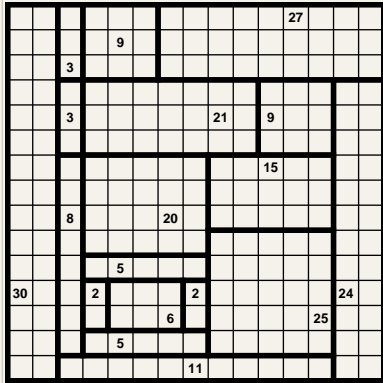
Puzzle 4 (15×15)

		8												
				6			25							
				6										
12														
					3		5							
						20	9							
						3				9				
6							20							
	3							8						28
		3									27			
							9							
						15								

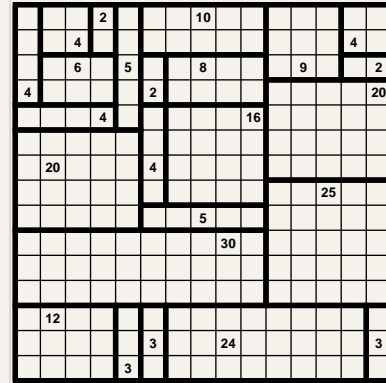


# Answer Key

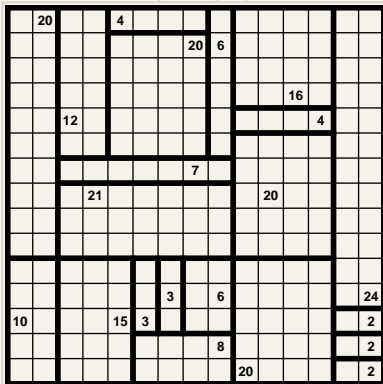
Puzzle 1



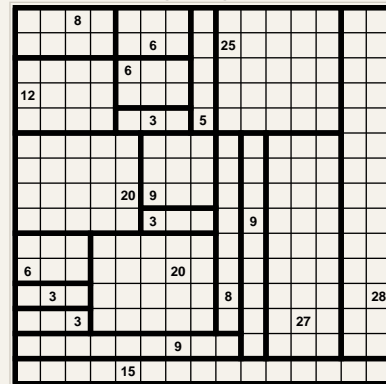
Puzzle 2




Puzzle 3



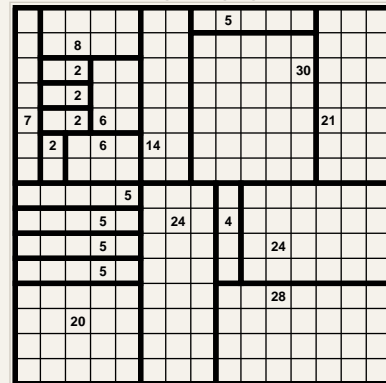
Puzzle 4




Puzzle 5



Puzzle 6



Puzzle 7



Puzzle 8

